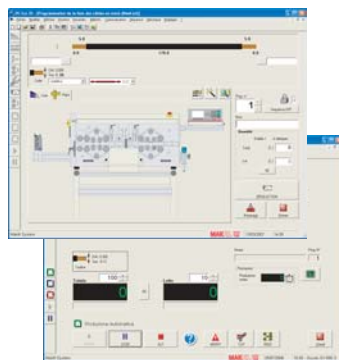



# ECS-35

## Cutting-Stripping

Cod. 10001143



Software PC - ECS-35

The model **ECS-35** is a fully electronic cutting and stripping machine.

All the parameters related to stripping, length and thickness are managed with the electronic box with microprocessors. This electronic box manages also all the other necessary data, for example cutting length, speed, no. of pieces etc.

The main characteristic of the **ECS-35** consists in two separate stripping units able to work simultaneously the top and the end of the cable.

As application in the sector of the electronic cutting stripping machines that are today on the market,

this only configuration, allows this machine to grant **high hourly production** by simply programming the necessary parameters and mechanical set up.

The available power, both on cable feed units and stripping units, is obtained with brushless motors that grants an always continue, precise and repetitive cycle also when it is necessary to process cables with considerable section.

A quick set up of the diameter of the cable to be processed is granted by a quick systems for the replacement of few necessary pieces (cable guide).



Blade Change

# ECS-35



## Cutting-Stripping

### TECHNICAL DATA

#### Product handled


Processable cable: uni-core, multi-core  
 Cable section: 1 - 240 mm<sup>2</sup> (AWG 17)  
 External cable diameter:  
 4 mm min. - 35 mm max. (0.157" - 1.37")  
 Insulating material: P.V.C., Teflon, Silicon, etc.

#### Operating parameters











Cutting length:  
 from 200 mm to 99 m (7.8" - 325 ft)  
 Steps: 1 mm (0.04")  
 Tolerance: 0.2 %  
 Stripping length:  
 Side 1 - max. 100 mm (3.93")   
 Side 2 - max. 150 mm (5.90")   
 (processed in a single cycle)  
 or 250 mm (9.84") on Side 1 and no limit  
 on Side 2 using the multi-strip cycle  
 Quantity setting: from 1 to 99,999  
 Piece steps: 1  
 Feed speed: 3,500 mm/sec max. (138"/sec)

#### Machine technical features








Length measuring system:  
 by means of encoder on transport unit  
 Operating parameter settings:  
 by means of keyboard  
 Function display: alphanumeric display  
 Machine control system: by microprocessor  
 Electrical power supply:  
 3 x 380 Volt+N+T - 50/60 Hz  
 Pneumatic power supply:  
 3.5 min - 8 bar max (from 51 to 116 PSI)  
 Air consumption: 29 NI/Cycle - 6 bar  
 Acoustic pressure: ≤ 60 dB  
 Indicative machine dimensions:  
 (L) 2,025mm x (W) 1,010mm x (H) 1,560mm  
 (L) 80" x (W) 40" x (H) 62"  
 Machine weight: 440 Kg (968 lbs)



#### Applications

Cutting to length		●
Partial strip		●
Full strip		○
Multi strip		●
Multi-core wires		●
Double sheath		●
Slitting kit		○
Intermediate stripping kit		○
Interface for hot stamp marking		●
Interface for ink-jet marking		●

#### Equipment

Vertical and horizontal straightener		○
Measuring system with an additional external Encoder		○
Cable transport system		●
Cables ejection		●
Interface for cable collector		●
Interface for cable unwinder		●
Safety protection guard		●

● Standard ○ Optional

MAKFIL SYSTEM reserves the right to change the data in this catalogue without prior notice

Our agent:

**MAKFIL SYSTEM**

MAKFIL SYSTEM s.r.l

40016 S.Giorgio di Piano (BO) - Italy

Via dell'Artigiano, 12

TEL. +39-051-893445 - Fax +39-051-893694

Internet <http://www.makfil.it>